

Задача 2. Расчет сложной цепи

Определить токи ветвей:

методом уравнений Кирхгофа (МУК)

Составить баланс мощности

Таблица 2

№	E_1	E_2	E_3	E_4	R_1	R_2	R_3	R_4	R_5	R_6	R_7
	В				Ом						
1	120	90	150	30	6	6	12	6	9	-	-
2	60	54	66	24	18	6	24	6	12	3	-
3	100	40	150	80	5	5	10	10	15	-	-
4	80	20	10	120	20	10	25	5	5	20	-
5	90	180	24	150	6	24	6	18	15	12	-
6	54	30	36	12	3	12	6	6	6	6	6
7	72	24	80	52	2	8	10	4	6	2	-
8	120	20	100	110	5	10	5	5	20	20	20
9	80	30	120	45	16	6	4	3	2	3	-
10	60	100	15	90	3	20	3	4	3	12	-
11	120	60	20	130	15	3	30	6	6	5	-
12	100	100	20	120	5	10	10	5	10	10	-
13	75	90	120	120	5	6	12	4	12	18	4
14	120	100	45	180	6	20	3	18	3	12	-
15	150	60	90	175	15	12	6	5	5	3	-
16	90	45	24	130	3	3	6	12	3	12	-
17	120	30	60	180	12	6	6	3	4	2	-
18	100	150	100	100	5	15	10	20	5	10	-
19	120	60	90	100	6	6	3	20	18	3	-
20	100	50	10	60	5	5	10	5	15	5	-
21	120	90	60	180	12	12	8	6	6	6	-
22	100	20	20	200	10	5	30	10	5	5	-
23	120	90	180	30	6	30	12	6	12	30	-
24	100	60	30	120	5	5	10	8	10	30	-
25	108	36	180	120	6	12	6	6	6	6	12
26	120	30	60	90	10	5	5	30	10	10	-
27	120	60	180	150	12	12	6	30	6	24	6
28	20	80	160	45	5	10	5	5	20	10	10
29	120	30	90	90	12	3	6	6	6	24	6
30	100	100	40	40	5	10	5	20	5	5	-

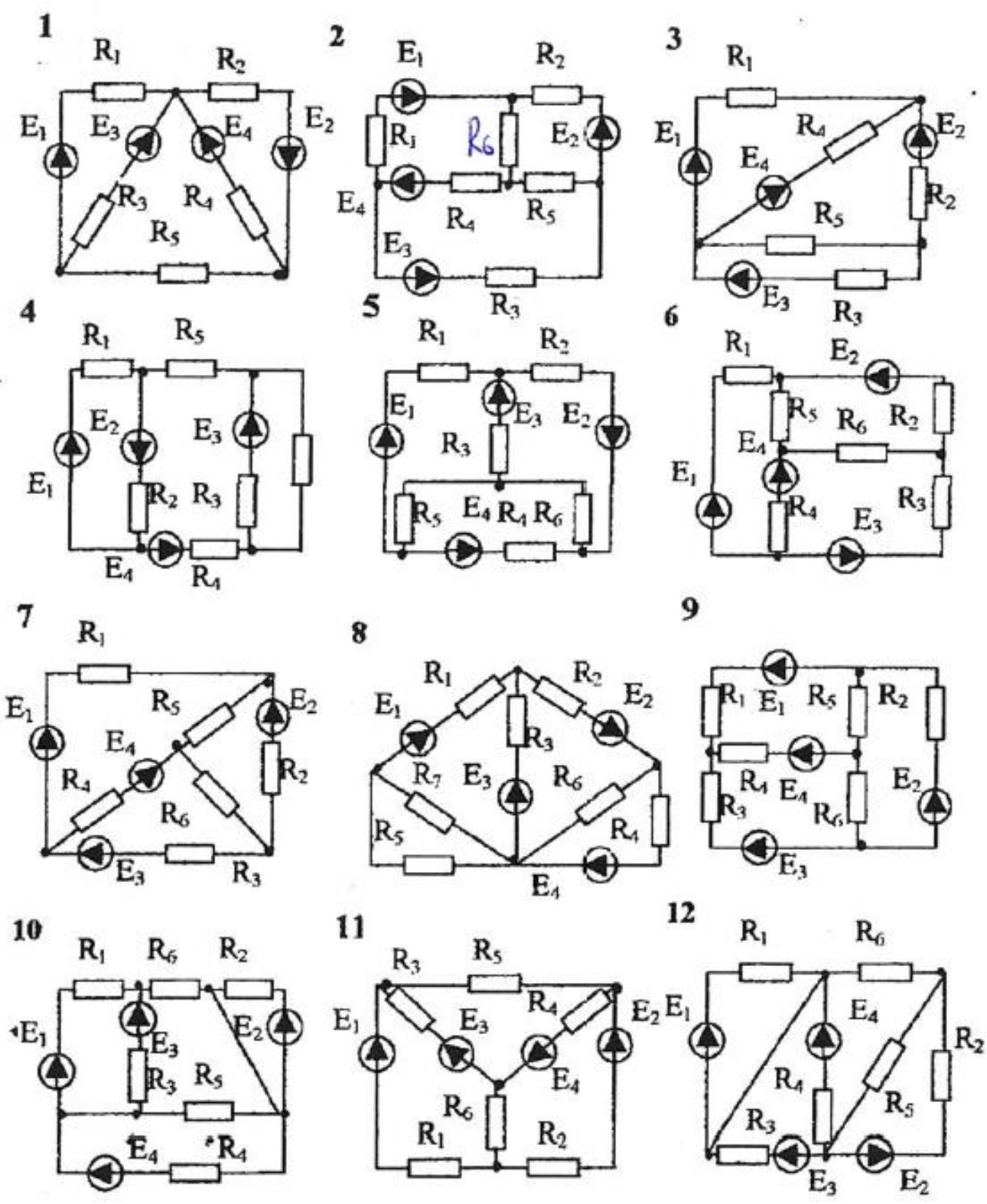
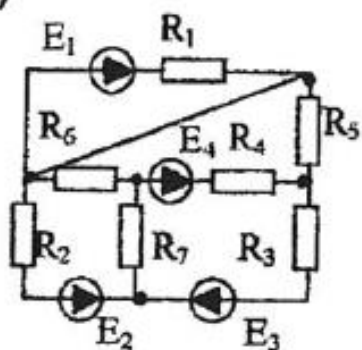
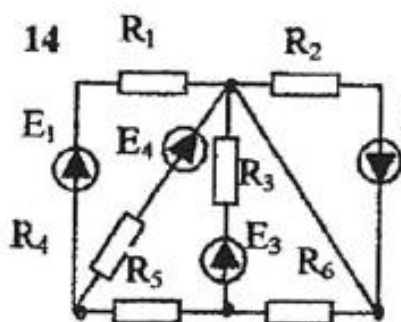


Рис.5

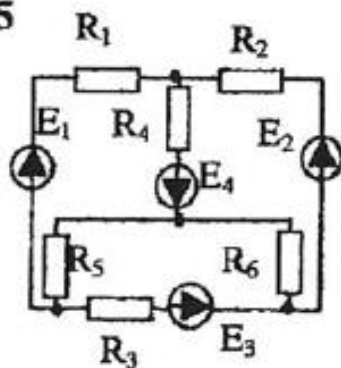
13



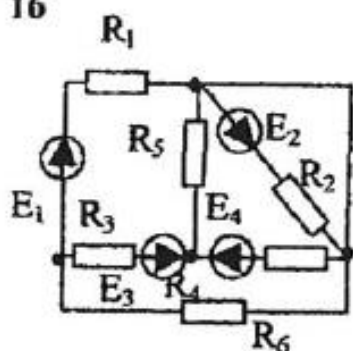
14



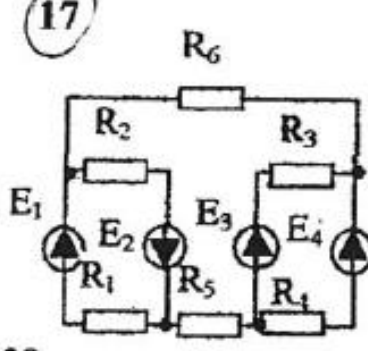
15



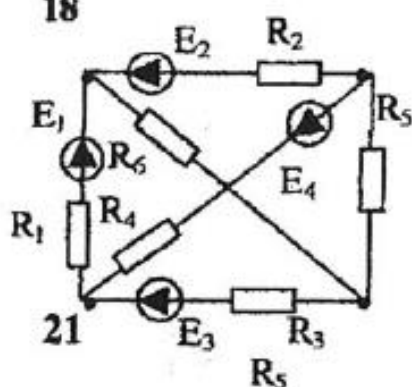
16



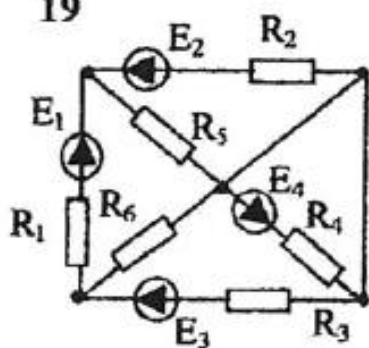
17



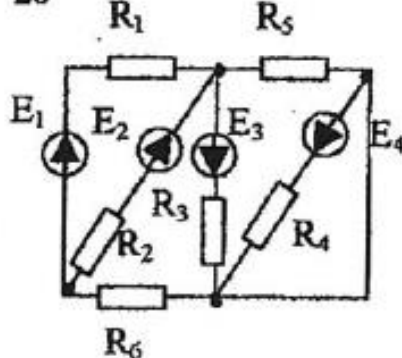
18



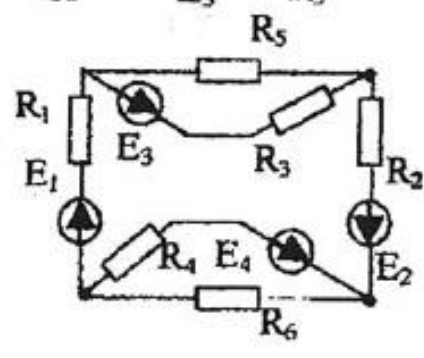
19



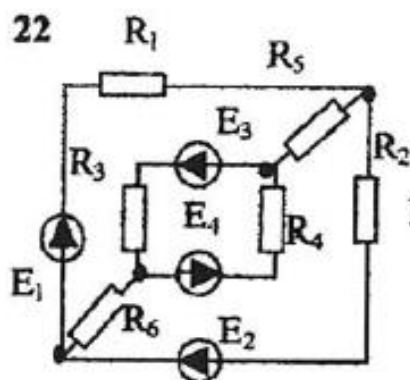
20



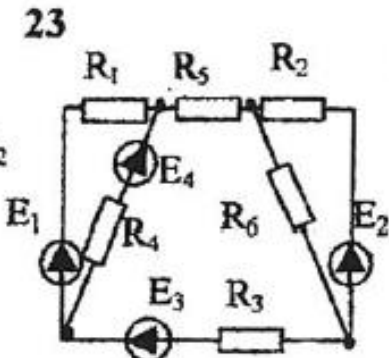
21



22



23



24

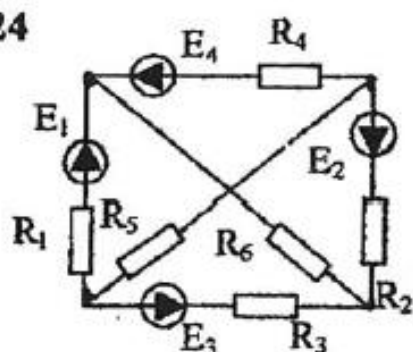


Рис.6